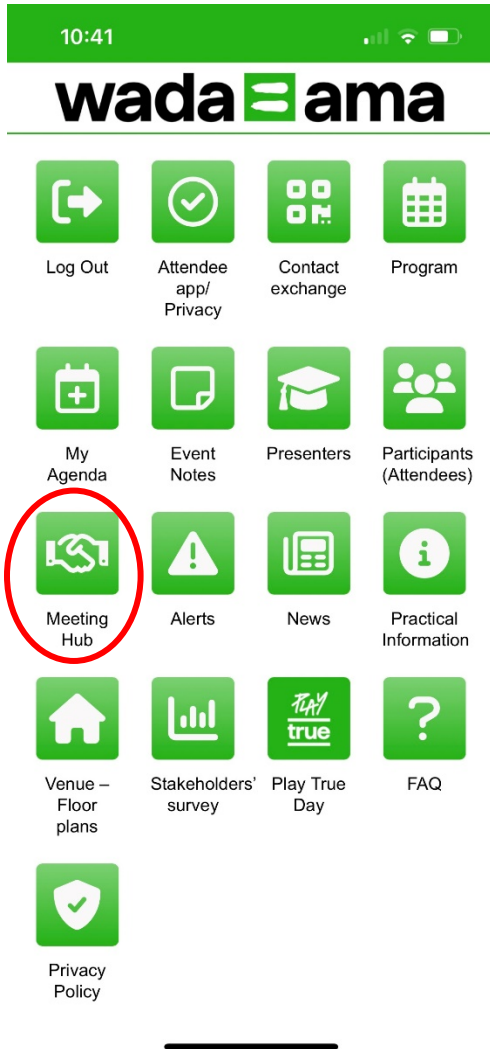


Meeting Hub

Get connected with other participants and presenters!



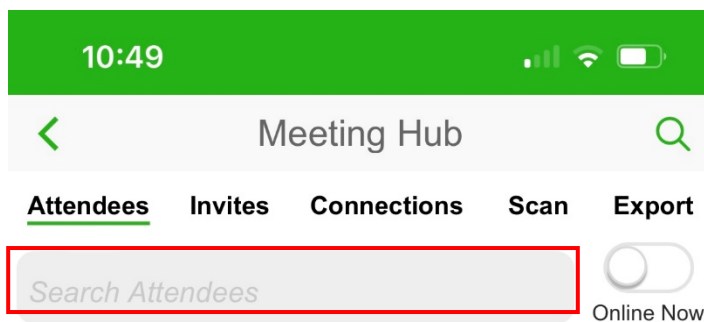
Meeting Hub enables you to search the list of all registered attendees and connect with them. This tool, which is part of the WADA mobile app, allows you to chat with other participants, request one-on-one meetings and exchange your business card.

How does it work?

Once you have logged in to the WADA mobile app, click on the “Meeting Hub” icon.

You will see a list of all participants in alphabetical order. You have two options to search for other attendees:

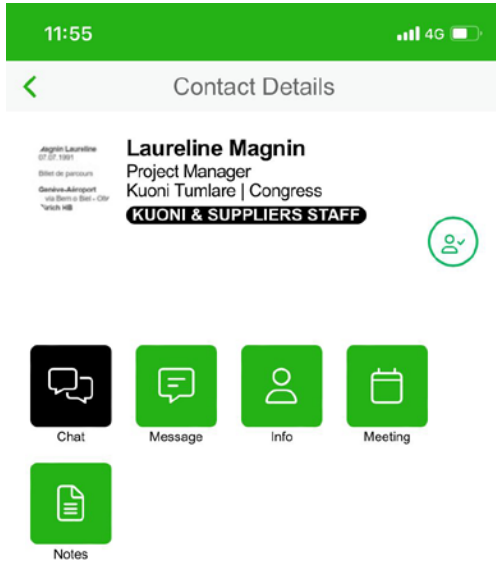
1. **Search bar:** type the name of the attendee you are looking for.
2. **Online attendees:** click the “Online Now” toggle switch (right corner) to look for other attendees currently using the app.



At the top of the app, you will see:

- **Invites:** this will show you any invitations you have received from other attendees to connect.
- **Connections:** this will show you the list of connections that you have already made.
- **Scan:** you can use this to connect with another attendee by scanning their QR code (in Contact exchange). You can also connect by showing your QR code to another attendee for them to scan it.
- **Export:** you can use this to export all your contacts and notes from the app to your personal email. They will be emailed to you in an Excel file.

Once the person accepts your invitation, you may start interacting with each other. You have different options:



- **Chat:** live chat with the person.
- **Message:** if the other attendee is not available at the moment, you may leave a message.
- **Info:** you can find more information about the person (profile, contact details).
- **Meeting:** schedule a meeting with each other.
- **Notes:** take notes during your meeting and export them afterwards.

Pro tips: complete your profile with as many details as possible before the event to make it easier for others to reach out to you.